

Mutual Fund Flows

March 2026

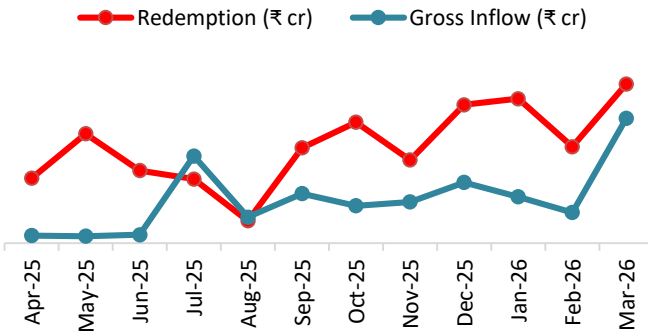


Sharp Surge in Equity Flows

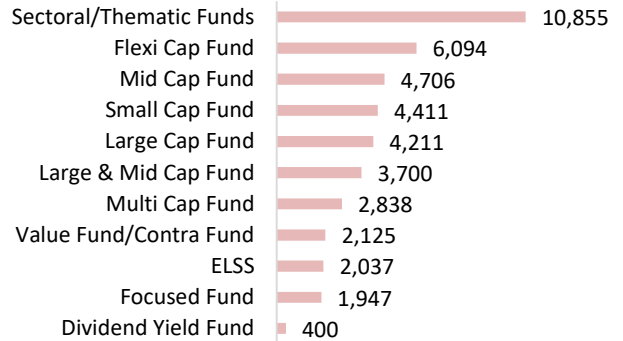
(₹ cr)	Oct-25	Nov-25	Dec-25	Jan-26	Feb-26	Mar-26
Equity	24,690	29,911	28,054	24,029	25,978	40,450
Debt	1,59,958	-25,693	-1,32,410	74,827	42,106	-2,94,987
Hybrid	14,156	13,299	10,756	17,356	11,983	-16,538
Solution	261	320	345	342	247	256
Close Ended	-77	-467	-59	-49	-108	141
Others	16,668	15,385	26,723	39,955	13,879	30,768
Total	2,15,657	32,755	-66,591	1,56,459	94,530	-2,39,910

- ✓ Equity MF inflow rebounded sharply, rising to ₹40,450 crore, up 56% MoM driven by driven by strong investor sentiment despite broader market volatility
- ✓ Debt MFs saw the highest outflows of ₹2.95 lakh crore, due to year-end tax obligations and corporate treasury withdrawals
- ✓ Hybrid MFs recorded net outflows of ₹16,538 crore for the first time in recent years, largely impacted by significant redemptions in arbitrage and balanced advantage funds
- ✓ Inflows into index funds and ETFs more than doubled M-o-M to ₹30,768 crore, as passive investing continues to gain massive traction

Gross Inflow vs. Redemption of Equity MFs

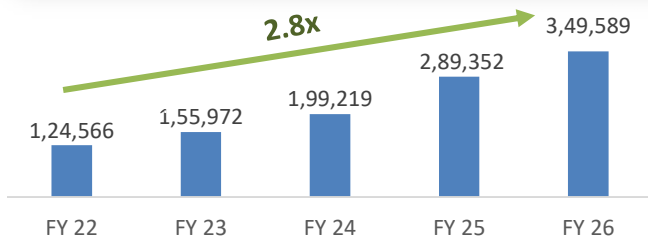


Scheme wise Redemptions in Equity MF (₹cr)



- ✓ March 2026 marked a 12-month peak for both Gross Inflows and Redemptions, indicating a period of intense market churn and high transaction volume
- ✓ Sectoral/Thematic Funds witnessed the highest level redemptions, leading all categories totaling ₹10,855 crore
- ✓ The number of equity schemes NFOs were same , the total capital mobilised through the NFO route saw a 50% M-o-M

SIP Contribution (₹ cr)



- ✓ SIP monthly inflows reached ₹ 32,087 crore in March, an all time high as investors continue to benefit from rupee cost averaging and wealth creation
- ✓ SIP contributions have surged more than 2.5 times in last 5 years, reaching ₹3.49 lakh crore in FY26
- ✓ Despite market volatility, the average monthly SIP contribution increased significantly from ₹24,113 crores in FY25 to ₹28,500 crores in FY26

All returns percentages and risk ratios referred to in this material are based on publicly available information. They are in no way an indication of future returns and risk outcomes which may vary substantially. Centrum Finverse Limited is licensed Research Analyst. Centrum Finverse Limited is registered with AMFI as a Mutual Fund Distributor (MFD) and receives commissions from the AMCs.

In the preparation of the material contained in this document, Centrum Finverse Limited has used information that is publicly available, including information developed in-house. Some of the material used in the document may have been obtained from members/persons other than the Centrum Finverse Limited and which may have been made available to Centrum Finverse Limited. Information gathered & material used in this document is believed to be from reliable sources. Centrum Finverse Limited however does not warrant the accuracy, reasonableness and/or completeness of any information. For data reference to any third party in this material no such party will assume any liability for the same. Centrum Finverse Limited does not in any way through this material solicit any offer for purchase, sale or any financial transaction/ mutual funds/products of any financial instrument dealt in this material. All recipients of this material should before dealing and or transacting in any of the products referred to in this material make their own investigation, seek appropriate professional advice.

Centrum finverse Limited and any of its officers directors, personnel and employees, shall not liable for any loss, damage of any nature, including but not limited to direct, indirect, punitive, special, exemplary, consequential, as also any loss of profit in any way arising from the use of this material in any manner. The recipient alone shall be fully responsible/ are liable for any decision taken on the basis of this material. All recipients of this material should before dealing and/or transacting in any of the products referred to in this material make their own investigation, seek appropriate professional advice. The investments discussed in this material may not be suitable for all investors. Any person subscribing to or investigating in any product/financial instruments should do so on the basis of and after verifying the terms attached to such product/financial instrument.

Financial products and instruments are subject to market risks and yields may fluctuate depending on various factors affecting capital/debt markets. Please note that past performance of the financial products and instruments does not necessarily indicate the future prospects and performance thereof. Such past performance may or may not be sustained in future.

Centrum Finverse Limited or its officers, directors, personnel and employees, including persons involved in the preparation or issuance of this material may; (a) from time to time, have investments in, long or short positions in, and buy or sell the securities mentioned herein or (b) be engaged in any other transaction involving such securities and earn brokerage or other compensation in the financial instruments/products/commodities discussed herein or act as advisor or lender / borrower in respect of such securities/financial instruments/products/commodities or have other potential conflict of interest with respect to any of the financial products including schemes of mutual funds discussed herein and related information and opinions. The said persons may have acted upon and/or in a manner contradictory with the information contained here.

No part of this material may be duplicated in whole or in part in any form and or redistributed without the prior written consent of Centrum Finverse Limited. This material is strictly confidential to the recipient and should not be reproduced or disseminated to anyone else. Mutual fund investments are subject to market risk please read the offer document carefully before investing

Registration granted by SEBI and certification from NISM in no way guarantee performance of the intermediary or provide any assurance of returns to investors. "Investment in securities market are subject to market risks. Read all the related documents carefully before investing."

Member (NSE and BSE)

Single SEBI Regn. No.: INZ000317534

Depository Participant (DP) CDSL DP ID: 12012200

Single SEBI Regn. No.: IN-DP-788-2024

Research Analyst SEBI Registration No. INH000018337

Mutual Fund Distributor AMFI Regn No. ARN- 300129

Website: www.centrumgalax.com

Investor Grievance Email ID: ig@centrum.co.in

Compliance Officer Details:

Mangesh Salesa

(022) 69559036; Email ID: finversecomp@centrum.co.in

Centrum Finverse Ltd. (CIN : U66120MH2023PLC411440)

Registered and Corporate Office:

**Level -9, Centrum House, C.S.T. Road, Vidyanagari Marg, Kalina,
Santacruz (East) Mumbai – 400098 Tel.: - +91 22 4215 9000**

The advertisement features a blue background with the GalaxC logo at the top. Below the logo, the text reads "Say hello to Seamless Trading!" followed by a "Download the App" button. Two smartphones are shown displaying the app's interface. At the bottom, the text "GalaxC Trade" is displayed with the tagline "YOUR NEW TRADING COMPANION". Three circular icons represent "Intelligent Analytics", "Technical Indicators & Market Movers", and "Advance and Customized Strategies". The phrase "and more..." is written at the very bottom.